


# BOROUGH OF BERGENFIELD




## 2020 Fiscal Year Budget Presentation

**April 21, 2020**  
**Lerch, Vinci & Higgins, LLP**

# Borough of Bergenfield

## Breakdown of Revenues

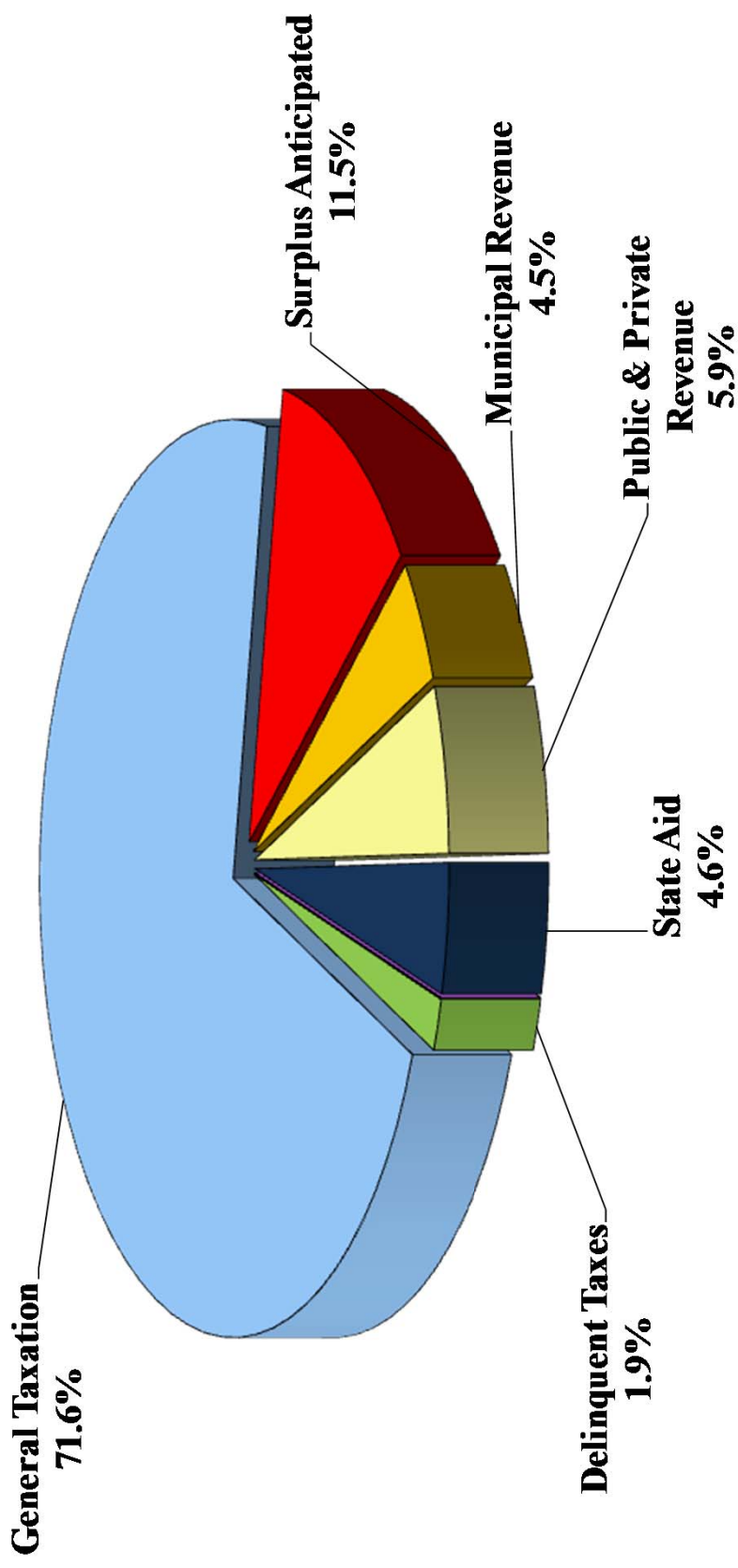


	<u>2020 Proposed</u>	<u>Adopted 2019 Budget</u>	<u>Variance</u>	<u>%</u>
Surplus Anticipated	\$ 4,953,424	\$ 5,409,320	\$ (455,896)	(8.4)
Municipal Revenue	1,949,800	1,894,548	55,252	2.9
State Aid	1,981,657	1,981,657	-	-
Public & Private Revenue	2,550,186	244,251	2,305,935	944.1
Delinquent Tax Rcpts.	800,000	750,000	50,000	6.7
General Taxation (Includes Library)	<u>30,734,470</u>	<u>30,429,862</u>	<u>304,608</u>	<u>1.0</u>
Total	<u>\$ 42,969,537</u>	<u>\$ 40,709,638</u>	<u>\$ 2,259,899</u>	<u>5.6%</u>


# Borough of Bergenfield

## 2020 Revenues

Where the Budget \$\$ Comes From



# Borough of Bergenfield



## Tax Levy CAP

*2020 Amount to be Raised by Taxation	\$ 29,670,658
**Maximum permitted to be Raised by Taxation	<u>\$ 34,509,857</u>
Amount below CAP	<u><u>\$ 4,839,199</u></u>

\*Excludes Library

\*\* Includes CAP Banks

# Borough of Bergenfield

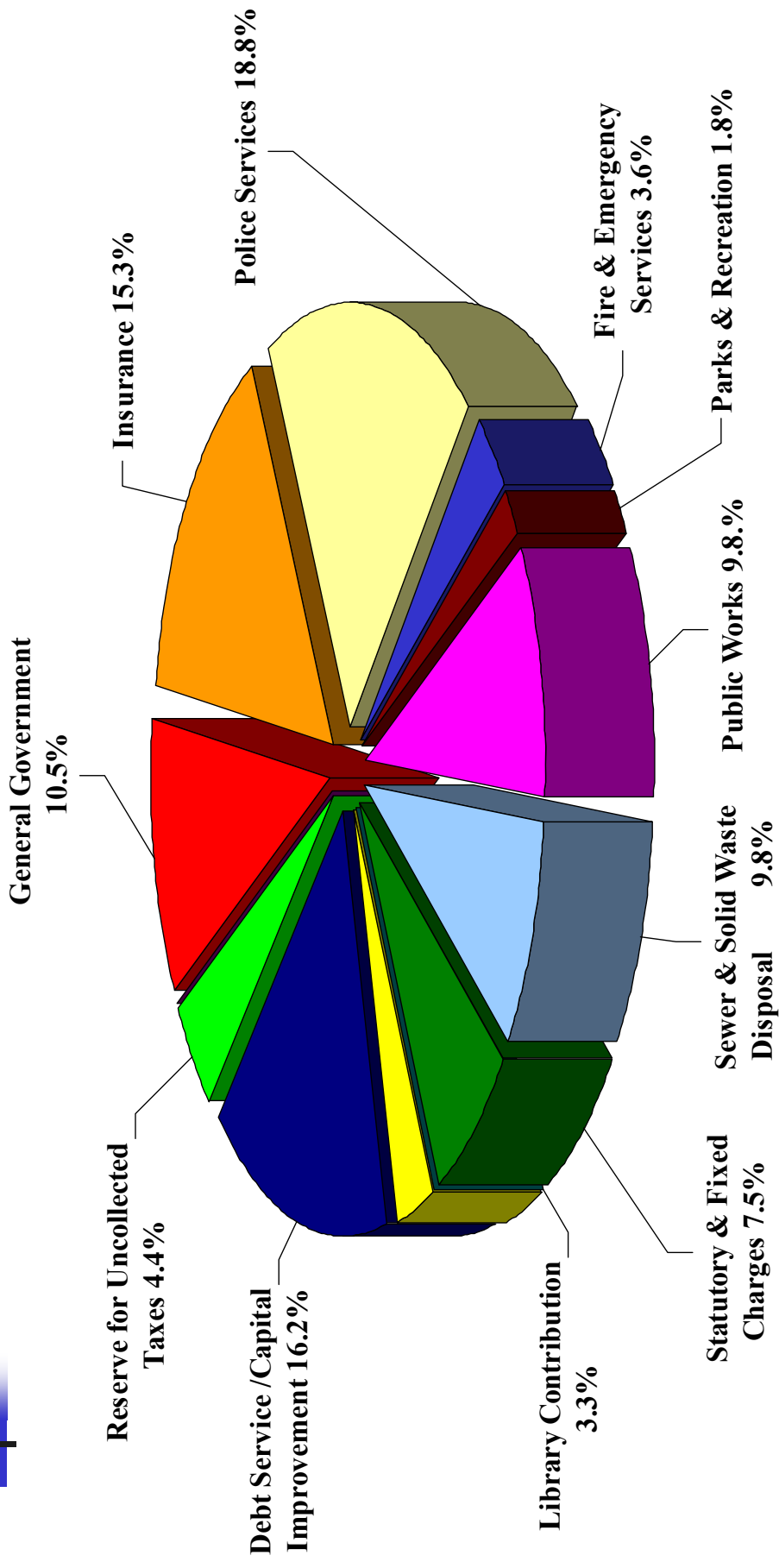

## Budget Spending Analysis


	<u>2020 Proposed</u>	<u>Adopted 2019 Budget</u>	<u>Variance</u>	<u>%</u>
General Government	\$ 4,519,925	\$ 4,102,887	\$ 417,038	10.2
Insurance	6,590,822	6,975,374	(384,552)	(5.5)
Police Services	8,060,250	8,014,544	45,706	0.6
Fire & Emergency Services	1,535,850	1,444,450	91,400	6.3
Parks & Recreation	770,100	890,100	(120,000)	(13.5)
Public Works	4,196,500	4,182,900	13,600	0.3
Sewer & Solid Waste Disposal	3,751,353	3,675,160	76,193	2.1
Library Contribution	1,417,800	1,397,800	20,000	1.4
Statutory & Fixed Charges	3,241,150	3,304,706	(63,556)	(1.9)
Debt Service/Capital Improvements	6,985,787	4,871,717	2,114,070	43.4
Res. for Uncollected Taxes	<u>1,900,000</u>	<u>1,850,000</u>	<u>50,000</u>	<u>2.7</u>
	<u>\$ 42,969,537</u>	<u>\$ 40,709,638</u>	<u>\$ 2,259,899</u>	<u>5.6%</u>

# Borough of Bergenfield

## 2020 Appropriations

### Where Your Budget \$\$ Goes





# Borough of Bergenfield Appropriation CAP

---

Current Budget CAP Spending      \$ 29,327,015

\*Maximum permitted CAP Spending      \$ 32,025,349

Amount below CAP      \$ 2,698,334

\* Includes CAP Banks



# Borough of Bergenfield

## History of Tax Rate

### Apportionment

	Proposed <u>2020</u>	2019 <u>Actual</u>	<u>Increase</u>
MUNICIPAL*	\$ 1.145	\$ 1.136	\$ 0.009
COUNTY**	0.289	0.278	0.011
SCHOOL**	<u>1.919</u>	<u>1.848</u>	<u>0.071</u>
TOTAL	<u>\$ 3.353</u>	<u>\$ 3.262</u>	<u>\$ 0.091</u>

\*Includes Library.

\*\*County and School estimated at a 4% increase in levy.








# Borough of Bergenfield

## Where your Tax Dollar Goes

### 2020

	Municipal	School	County
			
	34¢	57¢	9¢



# Borough of Bergenfield

## Effect on Municipal Portion of Tax Bill – Average Home\*

Proposed	Actual	2020
<u>2020</u>	<u>2019</u>	<u>Increase</u>
\$ 3,664	\$ 3,635	\$ 29

\* 2019 and 2020 Average Residential Home Value - \$320,000, includes Library.